



















NSG Group: FY2024 targets

	FY2024 targets	SDGs
Environment	<ul style="list-style-type: none"> • 8 percent reduction in CO2 intensity across glass manufacturing operations compared to FY18 • 20 percent reduction of waste to landfill compared to FY20 	  
Human Capital	<ul style="list-style-type: none"> • Reduction of Significant Injury Rate (20 percent vs. FY20) • Employee Engagement, "Our Vision" penetration ratio (80 percent) 	 
Responsible sourcing	<ul style="list-style-type: none"> • To achieve and maintain a 95 percent acceptance of the NSG Supplier Code of Conduct by our key suppliers. • To assess and monitor the sustainability performance of 65 percent of our suppliers by external spend. • To achieve and maintain an average 50 sustainability score for all assessed suppliers. 	        
Ethics & Compliance	<ul style="list-style-type: none"> • Hot line utilization (Actual vs. benchmark data collection/analysis) • Increase of hotline calls from Managers Report Form vs. FY20 (30 percent increase) 	 

	<ul style="list-style-type: none"> • Education completion ratio (95 percent completion by managers within 55 days) • Top level communications (Minimum four annually (CEO/C-Suite)) 	 
--	---	---